


The Difference between a Chip and a Pitch:

Chip & Run: When you are close to the edge of the green and have more green to roll to get to the hole, than grass to get over.

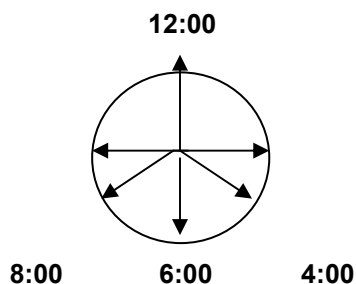


◆ The distance you need to carry and run the ball will determine your choice of clubs. You may use a 7 iron, 8, 9, Pitching Wedge or Sand Wedge.

◆ Hold the club lower on the grip, making the club shorter.

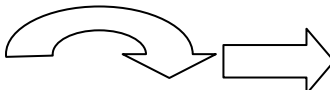
◆ Play the ball back in your stance. (Toward your right foot for right handed players, left foot for lefties). Your hands will be in front of the ball. Place more weight on your front foot.

◆ Make a small swing with your arms from approximately 8:00 to 4:00. The ball will land approximately 1-3 yards and roll the rest of the way to the hole. Use very little wrists in this shot.



The Pitch:

It is called a pitch shot when you have more grass or a bunker to get over and less green to roll to get to the pin.



◆ You will always use your most lofted club. The preferred club is the sand wedge.

◆ Play the ball toward the front of your stance. (Toward your left foot for right handed players, left foot for lefties) Your hands will be more even with the ball. (Not in front)

◆ The size of your swing will determine the length of the shot. If you swing from 7:00 to 5:00, the ball may fly 5 yards. If you need to fly the ball further, make the swing bigger.

Example; Sand wedge swung from 9:00 to 3:00 may fly 30 yards.

◆ Allow your wrists to hinge to help the ball go higher.

